


WATER CANNON IS PROUDLY



A MINORITY-OWNED/WOMAN-OWNED  
BUSINESS ENTERPRISE  
MWBE@watercannon.com



# INDUSTRIAL PRESSURE WASHERS – 2014



Fast Track Order Line  
**800.226.2646**  
I know what I want

Order with Questions  
**800.333.9274**  
A little help, but I am ready

Inquiries  
**800.964.9274**  
Interested & need answers

Water Cannon, Un contacto en Espanol: llama al: 800.917.9274



# PORTABLE DIESEL and HONDA POWERED PRESSURE WASHERS

## DIESEL ENGINE PORTABLE



11L53



11L63



11L67

## DIESEL ENGINE V-BELT DRIVE

### STANDARD FEATURES

- Revolutionary aircraft grade aluminum frame with dual handles (no welds to fail)
- Lifetime frame warranty
- 50 mesh inlet filter
- Adjustable pressure unloader
- Low oil shutdown
- Pneumatic tires
- Dual padded shock absorbing feet
- 3/4" cold-rolled steel axle
- Commercial/Industrial grade engines
- Thermo-sensor (prevents overheating in bypass mode)

NOTE: All units are completely factory assembled, tested in the USA, and delivered ready to operate.

### STANDARD ACCESSORIES

- Gun/wand assembly w/quick connects
- 50' high pressure hose w/quick connects
- Chemical injector assembly w/quick connects
- 4 color-coded QC spray nozzles
- 1 color-coded QC chemical nozzle

### AVAILABLE OPTIONS:

ALL MODELS

**Skid Mount - precede model with S/  
 Example: S/11L62**

NOTE: **Diesel Skid units include powder coated steel skid with four rubber feet.**

### AVAILABLE OPTIONS:

GX390 MODELS ONLY

**Electric Start upgrade option: \$299  
 Available on GX390 Honda Powered only. \*All electric start models include battery and enclosed marine battery box.**

### DIESEL ENGINE DIRECT DRIVE MODELS

11L53	4.0 GPM @ 3200 PSI	KD420	Kohler	GP Pump	\$2,765
11L56	4.0 GPM @ 3200 PSI	KD420ES	Kohler	GP Pump	\$3,339

### DIESEL ENGINE V-BELT DRIVE MODELS

11L62	4.0 GPM @ 3200 PSI	KD420	Kohler	GP Pump	\$3,235
11L67	4.0 GPM @ 3200 PSI	KD420ES	Kohler	GP Pump	\$3,825

### GAS ENGINE GEAR DRIVE CAT PUMP MODELS

11H61	3.0 GPM @ 2000 PSI	GX160	Honda	CAT Pump	\$1,299
11H63	4.0 GPM @ 3500 PSI	GX390	Honda	CAT Pump	\$1,599

**Fast Track Order Line  
 800.226.2646  
 I know what I want**

**Order with Questions  
 800.333.9274  
 A little help, but I am ready**

**Inquiries  
 800.964.9274  
 Interested & need answers**

# ROLL CAGE Protected SKID MOUNTED or PORTABLE PRESSURE WASHERS



## HEAVY-DUTY COMMERCIAL GAS



17K29  
PKW005

SHOWN  
WITH  
OPTIONAL  
WHEEL KIT



17H46

### STANDARD FEATURES

- Rugged powder coated steel frame
  - Removable roll cage w/ hose reel platform. Dimensions: 43"L x 21"W x 36"H
  - On board 15 gallon poly fuel tank
  - Full sized battery w/ marine battery box
  - Skid mount or portable
  - 20 HP to 40 HP Commercial/Industrial gasoline engines
  - Engine and pump oil drains offer easy maintenance
  - Polychain or V-belt drive
  - Adjustable pressure unloader
  - Many flow rates and pressures available
- NOTE: All units are completely factory assembled, tested in the USA, and delivered ready to operate.

### STANDARD ACCESSORIES

- Gun/wand assembly w/quick connects
- Tank feed plumbing
- 50' high pressure hose w/quick connects
- Maxi-Flo 20% chemical injector assembly w/ quick connects
- 4 color-coded QC spray nozzles
- 1 color-coded QC chemical nozzle

NOTE: Chemical injector & nozzle are not included on 5000, 6000 & 7000 PSI units (See Available Options).

### AVAILABLE OPTIONS

- BRK100 Brake Kit: \$39.99**
  - HRK-HDC (Polychain) or HRK-HDCV (V-Belt) Hose Reel Kits, 250' x 3/8" max. w/ no add'l hose: \$299**
  - HRK-HDC5K Hose Reel Kit, 5000 PSI units: \$599**
  - HRK-HDC7K Hose Reel Kit, 6000 & 7000 PSI units: \$699**
  - PKW005 Wheel Kit w/ Handle Assembly: \$219.99**
  - ACI5000 5000 PSI Chemical Injector Assembly: \$64.99**
  - ACI6000 6000 PSI Chemical Injector Assembly: \$119.99**
  - Jetter Valve Kit: Call for price & availability**
- NOTE: Portable units come with bypass plumbing.

### HEAVY-DUTY POLYCHAIN DRIVE GAS ENGINE MODELS

17H07	8.0 GPM @ 3000 PSI	GX630	Honda	GP Pump	\$4,415
17H12	8.0 GPM @ 3500 PSI	GX690	Honda	GP Pump	\$4,655
17H15	5.5 GPM @ 4000 PSI	GX630	Honda	GP Pump	\$4,375
17H19	5.5 GPM @ 5000 PSI	GX690	Honda	GP Pump	\$4,745
17H23	4.5 GPM @ 6000 PSI	GX690	Honda	GP Pump	\$5,749
17H26	4.0 GPM @ 7000 PSI	GX690	Honda	GP Pump	\$6,259
17K29	6.0 GPM @ 7000 PSI	CH1000	Kohler	AR Pump	\$9,325

### HEAVY-DUTY V-BELT DRIVE GAS ENGINE MODELS

17H34	8.0 GPM @ 3000 PSI	GX630	Honda	GP Pump	\$4,139
17V35	5.5 GPM @ 3500 PSI	18HP	Vanguard	HP Pump	\$3,559
17H37	5.5 GPM @ 3500 PSI	GX630	Honda	HP Pump	\$3,855
17V42	5.0 GPM @ 4000 PSI	18HP	Vanguard	AR Pump	\$3,445
17H43	5.0 GPM @ 4000 PSI	GX630	Honda	AR Pump	\$3,735
17H41	8.0 GPM @ 3500 PSI	GX690	Honda	GP Pump	\$4,465
17H44	5.5 GPM @ 4000 PSI	GX630	Honda	GP Pump	\$4,195
17H46	5.5 GPM @ 5000 PSI	GX690	Honda	GP Pump	\$4,515
17H53	4.5 GPM @ 6000 PSI	GX690	Honda	GP Pump	\$5,575

**Fast Track Order Line**  
**800.226.2646**  
I know what I want

**Order with Questions**  
**800.333.9274**  
A little help, but I am ready

**Inquiries**  
**800.964.9274**  
Interested & need answers



# ROLL CAGE SKID MOUNTED or PORTABLE DIESEL PRESSURE WASHERS



**Quantity Discounts  
Save 5% When Buying  
2+ and Save 7% for 6+**

21K36  
PKW003-C

## HEAVY-DUTY COMMERCIAL DIESEL



21K59

SHOWN  
WITH  
OPTIONAL  
WHEEL KIT

### STANDARD FEATURES

- Rugged powder coated steel w/ fork lift channels
  - Removable roll cage w/ lifting hooks  
Dimensions: 47"L x 41"W x 48"H
  - On board 15 gallon poly fuel tank
  - Full sized battery w/ marine battery box
  - Skid mount or portable
  - 16.8 HP to 43 HP Commercial/Industrial diesel engines
  - Engine and pump oil drains offer easy maintenance
  - V-belt drive
  - Adjustable pressure unloader
  - Many flow rates and pressures available
- NOTE: All units are completely factory assembled, tested in the USA, and delivered ready to operate.

### STANDARD ACCESSORIES

- Gun/wand assembly w/quick connects
  - Tank feed plumbing
  - 50' high pressure hose w/ QC's
  - Maxi-Flo 20% chemical injector assembly w/ quick connects
  - 4 color-coded QC spray nozzles
  - 1 color-coded QC chemical nozzle
- NOTE: Chemical injector & nozzle are not included on 5000, 6000 & 7000 PSI units (See Available Options).

### AVAILABLE OPTIONS

**PKW004-C Wheel Kit w/ Handle Assembly: \$579**

**ACI5000 5000 PSI Chemical Injector Assembly: \$64.99**

**ACI6000 6000 PSI Chemical Injector Assembly: \$119.99**

**Jetter Valve Kit: Call for pricing & availability**

**NOTE: Portable units come with bypass plumbing.**

### 2-CYLINDER WATER COOLED MODELS

21D02	8.0 GPM @ 3000 PSI	Z602B1	Kubota	GP Pump	\$12,929
21K04	8.0 GPM @ 3000 PSI	KDW702	Kohler	GP Pump	\$10,365
21D07	5.5 GPM @ 3500 PSI	Z602B1	Kubota	HP Pump	\$12,229
21K09	5.5 GPM @ 3500 PSI	KDW702	Kohler	HP Pump	\$9,629
21D11	5.0 GPM @ 4000 PSI	Z602B1	Kubota	AR Pump	\$12,139
21K13	5.0 GPM @ 4000 PSI	KDW702	Kohler	AR Pump	\$9,545

### 3-CYLINDER WATER COOLED MODELS

21D16	10.0 GPM @ 3000 PSI	DH1005B1	Kubota	GP Pump	\$12,999
21K18	10.0 GPM @ 3000 PSI	KDW1003	Kohler	GP Pump	\$10,399
21D21	8.0 GPM @ 3500 PSI	DH1005B1	Kubota	AR Pump	\$12,799
21K25	8.0 GPM @ 3500 PSI	KDW1003	Kohler	AR Pump	\$10,239
21D27	8.0 GPM @ 4000 PSI	DH1005B1	Kubota	HP Pump	\$13,015
21K30	8.0 GPM @ 4000 PSI	KDW1003	Kohler	HP Pump	\$10,445
21D33	5.5 GPM @ 5000 PSI	DH1005B1	Kubota	AR Pump	\$12,655
21K36	5.5 GPM @ 5000 PSI	KDW1003	Kohler	AR Pump	\$9,999
21D39	4.5 GPM @ 6000 PSI	DH1005B1	Kubota	AR Pump	\$14,925
21K42	4.5 GPM @ 6000 PSI	KDW1003	Kohler	AR Pump	\$10,939
21D47	4.0 GPM @ 7000 PSI	DH1005B1	Kubota	AR Pump	\$13,799
21K51	4.0 GPM @ 7000 PSI	KDW1003	Kohler	AR Pump	\$11,169
21D55	4.0 GPM @ 7000 PSI	DH1005B1	Kubota	GP Pump	\$14,999
21K59	4.0 GPM @ 7000 PSI	KDW1003	Kohler	GP Pump	\$11,039

### 4-CYLINDER WATER COOLED MODELS

21D64	6.0 GPM @ 7000 PSI	V1505TB1	Kubota	AR Pump	\$15,819
-------	--------------------	----------	--------	---------	----------

**Fast Track Order Line  
800.226.2646  
I know what I want**

**Order with Questions  
800.333.9274  
A little help, but I am ready**

**Inquiries  
800.964.9274  
Interested & need answers**

# TRAILER PACKAGE PORTABLE "Road Ready" PRESSURE WASHER



## COMPLETE HEAVY DUTY COMMERCIAL TRAILER PACKAGE

Water Cannon Pressure Washers meet or exceed all 2014 EPA and State of California regulations relating to fuel tanks, vents and carbon canisters and can be sold in all 50 States in the US. We use low permeation fuel tanks and fuel lines. Our fuel caps do not vent externally to the atmosphere and do vent to the engine air cleaners as required by law. Additionally we do include an appropriate sized carbon canister as required by the State of California.

16T05  
AHS290PRO  
988VR-100

SELF-CONTAINED,  
NO OUTSIDE POWER  
SOURCE NEEDED

### GAS ENGINE V-BELT DRIVE TRAILER MODELS (Without Hose)

16T03	8 GPM @ 3000 PSI	GX630 Honda	GP Pump	\$7,739
16T05	5.5 GPM @ 3500 PSI	GX630 Honda	HP Pump	\$7,465
16T07	8 GPM @ 3500 PSI	GX690 Honda	GP Pump	\$8,499
16T09	5.5 GPM @ 4000 PSI	GX630 Honda	GP Pump	\$7,799
* 16T11	5.5 GPM @ 5000 PSI	GX690 Honda	GP Pump	\$8,875
* 16T14	4.5 GPM @ 6000 PSI	GX690 Honda	GP Pump	\$9,799

### GAS ENGINE POLYCHAIN DRIVE TRAILER MODELS (Without Hose)

* 16T16	4 GPM @ 7000 PSI	GX690Honda	GP Pump	\$9,999
* 16T18	6 GPM @ 7000 PSI	40 HP Kohler	AR Pump	\$12,835

### HOSE OPTIONS

AHS235	4000 PSI	3/8" X 100' Black W/Qc's	\$89
AHS240	4000 PSI	3/8" X 150' Black W/Qc's	\$179
AHS245PRO	4000 PSI	3/8" X 200' Black W/Qc's	\$229
AHS285	4000 PSI	3/8" X 100' Gray W/Qc's	\$109
AHS290PRO	4000 PSI	3/8" X 150' Gray W/Qc's	\$199
AHS295	4000 PSI	3/8" X 200' Gray W/Qc's	\$259
* AHS335	6000 PSI	3/8" X 100' Black W/Qc's	\$129
* AHS335-6K	6000 PSI	3/8" X 100' Black W/10K Qc's	\$179
* AHS835	7200 PSI	3/8" X 100' Black W/10K Qc's	\$259
988VR-100		3/4" X 100' HD Garden Hose	\$85

\* For 5000 PSI, 6000 PSI, and 7000 PSI models only

### TRAILER FEATURES

- 2- 250' high pressure hose reels
- Chemical resistant coating
- 200 gallon water tank & poly tool box
- Lights, jack w/ wheel, & safety chains
- Fully tested and assembled in the USA
- HD trailer (forkliftable) 3500# capacity axle, 135"L x 82"W x 60"H
- Aluminum fenders, 15" wheels/tires, external grease fittings.

### HD COMMERCIAL SKID FEATURES

- Rugged powder coated steel frame
- On board 15 gallon poly fuel tank
- Full sized battery w/ marine battery box
- 20 HP to 40 HP Commercial/Industrial gasoline engines
- Engine and pump oil drains offer easy maintenance
- Polychain or V-belt drive
- Adjustable pressure unloader

### AVAILABLE OPTIONS

**KCT025 25 gallon Chemical Tank: \$119.99**  
**KTF200 Float valve kit: \$ 89.99**  
**KAV001-I Air blowout valve/ winterizing kit: \$19.99**  
**LWS100 Low water shut-down: \$159.99**  
**ACI5000 5000 PSI Chemical Injector Assembly: \$64.99**  
**ACI6000 6000 PSI Chemical Injector Assembly: \$119.99**  
**Jetter Valve Kit: Call for pricing & availability**

Fast Track Order Line  
**800.226.2646**  
I know what I want


Order with Questions  
**800.333.9274**  
A little help, but I am ready

Inquiries  
**800.964.9274**  
Interested & need answers



# HOT WATER SKID MOUNTED or PORTABLE PRESSURE WASHER

**GASOLINE ENGINE / DIESEL BURNER**



19H35

**Quantity Discounts  
Save 5% When Buying  
2+ and Save 7% for 6+**

## STANDARD FEATURES

- Rugged powder coated steel, low-profile frame w/ fork lift channels
- 48"L x 43"W x 48"H frame dimensions offer versatile installation
- Super efficient schedule 80 coil
- Stainless steel coil wrap, burner hood, and control panel
- 15 gallon poly diesel and gasoline (excludes GX390 models) fuel tanks with fuel filters
- Reliable Honda, Vanguard & Subaru gasoline Commercial/Industrial electric start engines
- Includes 12 volt battery and marine battery box
- Fully self-contained, no external power required
- Choice of reliable AR, Cat and General pumps
- Reliable Beckett burners
- Adjustable thermostat
- 3VX belt system offers balanced power transfer
- Engine and pump oil drains offer easy maintenance

• Safety pressure relief valve  
NOTE: 12V units include 20 amp charging system. 115V units include 2500 watt generator. All units are completely factory assembled, tested in the USA, and delivered ready to operate.

## STANDARD ACCESSORIES

- Gun/wand assembly with insulated grip and quick connects
- 50' high pressure hose w/quick connects
- Maxi-Flo 20% chemical injector assembly w/quick connects
- 4 color-coded QC spray nozzles
- 1 color-coded QC chemical nozzle

## AVAILABLE OPTIONS

**PKW003-C Wheel Kit: \$559**  
**FTK001 Float Tank Kit w/ High Pressure Chemical Metering Valve: \$375**

## HOT WATER-SUPER SKID GAS ENGINE V-BELT DRIVE 12 VOLT MODELS

19H02	4.0 GPM @ 3500 PSI	GX390	Honda	HP Pump	\$4,239
19H05	5.0 GPM @ 3000 PSI	GX390	Honda	CAT Pump	\$4,329
19H09	5.0 GPM @ 3000 PSI	GX390	Honda	HP Pump	\$4,339
19H12	5.0 GPM @ 3500 PSI	GX630	Honda	CAT Pump	\$5,255
19H18	5.0 GPM @ 4000 PSI	GX630	Honda	CAT Pump	\$6,079
19H20	5.5 GPM @ 3500 PSI	GX630	Honda	HP Pump	\$5,189
19V35	5.5 GPM @ 3500 PSI	18 HP	Vanguard	HP Pump	\$4,749
19R23	5.5 GPM @ 3500 PSI	EH650	Subaru	HP Pump	\$5,035
19H16	5.5 GPM @ 4000 PSI	GX630	Honda	GP Pump	\$5,545
19H10	7.0 GPM @ 4000 PSI	GX690	Honda	AR Pump	\$5,989
19H14	8.0 GPM @ 3000 PSI	GX630	Honda	GP Pump	\$5,869
19H19	8.0 GPM @ 3500 PSI	GX690	Honda	GP Pump	\$5,989

## HOT WATER-SUPER SKID W/ 115 VOLT, 2500 WATT, 20 AMP GENERATOR

19H27	5.0 GPM @ 3500 PSI	GX630	Honda	CAT Pump	\$5,929
19R34	5.2 GPM @ 3200 PSI	EH650	Subaru	HP Pump	\$5,625
19V33	5.5 GPM @ 3000 PSI	18 HP	Vanguard	HP Pump	\$5,489
19H32	5.5 GPM @ 3500 PSI	GX630	Honda	HP Pump	\$5,755
19H29	5.5 GPM @ 4000 PSI	GX690	Honda	GP Pump	\$6,199
19H33	7.0 GPM @ 3500 PSI	GX690	Honda	AR Pump	\$6,535
19H35	8.0 GPM @ 3000 PSI	GX690	Honda	GP Pump	\$6,635

**Fast Track Order Line**  
**800.226.2646**  
I know what I want


**Order with Questions**  
**800.333.9274**  
A little help, but I am ready

**Inquiries**  
**800.964.9274**  
Interested & need answers

# HOT WATER SKID MOUNTED or PORTABLE DIESEL PRESSURE WASHER



## DIESEL ENGINE / DIESEL BURNER



19K34

### STANDARD FEATURES

- Rugged powder coated steel, low-profile frame w/ fork lift channels
  - Frame Dimensions: 53"L x 51"W x 52"H  
All models except 19K01  
48"L x 43"W x 48"H
  - Super efficient schedule 80 coil
  - Stainless steel coil wrap, burner hood, and control panel
  - Dual 15 gallon poly diesel fuel tanks with fuel filters
  - Reliable Kohler & Kubota Diesel Commercial/ Industrial electric start engines
  - Includes 12 volt battery and enclosed marine battery box
  - Fully self-contained, no external power required
  - Choice of reliable AR, Cat and General pumps
  - Reliable Beckett burners
  - Adjustable thermostat
  - 3VX belt system offers balanced power transfer
  - Engine and pump oil drains offer easy maintenance
  - Safety pressure relief valve
- NOTE: 12V units include 45 amp charging system. 115V units include 2500 watt generator. All units are completely factory assembled, tested in the USA, and delivered ready to operate.

### STANDARD ACCESSORIES

- Gun/wand assembly with insulated grip and quick connects
- 50' high pressure hose w/quick connects
- Maxi-Flo 20% chemical injector assembly w/quick connects
- 4 color-coded QC spray nozzles
- 1 color-coded QC chemical nozzle

### AVAILABLE OPTIONS

**PKW003-C Wheel Kit: \$559**

**FTK001 Float Tank Kit w/ High Pressure Chemical Metering Valve: \$375**

### HOT WATER-SUPER SKID DIESEL ENGINE V-BELT DRIVE 12 VOLT MODELS

19K01	4.0 GPM @ 3200 PSI	KD420ES	Kohler	GP Pump	\$6,185
19K30	5.5 GPM @ 3500 PSI	Z602B1	Kubota	HP Pump	\$9,979
19K34	5.5 GPM @ 4000 PSI	DH1005B1	Kubota	GP Pump	\$12,799
19K03	5.5 GPM @ 4000 PSI	KDW1003	Kohler	GP Pump	\$10,515
19K38	7.0 GPM @ 4000 PSI	DH1005B1	Kubota	AR Pump	\$12,899
19K07	7.0 GPM @ 4000 PSI	KDW1003	Kohler	AR Pump	\$10,485
19K42	8.0 GPM @ 3500 PSI	DH1005B1	Kubota	GP Pump	\$13,075
19K11	8.0 GPM @ 3500 PSI	KDW1003	Kohler	GP Pump	\$10,675

### HOT WATER-SUPER SKID W/ 115 VOLT, 2500 WATT, 20 AMP GENERATOR

19K45	5.5 GPM @ 4000 PSI	DH1005B1	Kubota	GP Pump	\$13,519
19K22	5.5 GPM @ 4000 PSI	KDW1003	Kohler	GP Pump	\$11,175
19K49	7.0 GPM @ 4000 PSI	DH1005B1	Kubota	AR Pump	\$13,455
19K24	7.0 GPM @ 4000 PSI	KDW1003	Kohler	AR Pump	\$11,069
19K55	8.0 GPM @ 3500 PSI	DH1005B1	Kubota	GP Pump	\$13,645
19K26	8.0 GPM @ 3500 PSI	KDW1003	Kohler	GP Pump	\$11,265

**Fast Track Order Line**  
**800.226.2646**  
I know what I want

**Order with Questions**  
**800.333.9274**  
A little help, but I am ready

**Inquiries**  
**800.964.9274**  
Interested & need answers





# HOT WATER TRAILER PORTABLE "Road Ready" PRESSURE WASHER

**GASOLINE ENGINE / DIESEL BURNER**



16T46  
AHS290PRO  
988VR-100

## COMPLETE MOBILE HOT WATER PRESSURE WASHER

SELF-CONTAINED,  
NO OUTSIDE POWER  
SOURCE NEEDED

### TRAILER FEATURES

- 2- 250' high pressure hose reels
- Chemical resistant coating
- 200 gallon water tank & poly tool box
- Lights, jack, w/ wheel & safety chains
- Fully tested and assembled in the USA
- HD trailer (forkliftable) 3500# capacity axle, 135"L x 82"W x 63"H
- Aluminum fenders, 15" wheels/tires, external grease fittings.

### HOT WATER - SUPER SKID FEATURES

- Rugged powder coated steel, low-profile frame w/ fork lift channels
  - Super efficient schedule 80 coil
  - Stainless steel coil wrap, burner hood, and control panel
  - 15 gallon poly diesel and gasoline (excludes GX390 models) fuel tanks with fuel filters
  - Reliable Honda & Vanguard gasoline Commercial/Industrial electric start engines
  - Includes full size 12 volt battery and marine battery box
  - Fully self-contained, no external power required
  - Choice of reliable AR, Cat and General pumps
  - Reliable Beckett burners
  - Adjustable thermostat
  - 3VX belt system offers balanced power transfer
  - Engine and pump oil drains offer easy maintenance
  - Safety pressure relief valve
- NOTE: 12V units include 20 amp charging system. 115V units include 2500 watt generator.

### GAS ENGINE 12V V-BELT DRIVE TRAILER MODELS

(Without Hose)

18TRH35	4GPM @ 4000 PSI	GX390	AR Pump	\$8,419
18TRH37	4GPM @ 4000 PSI	GX390	CAT Pump	\$8,489
18TRH39	4GPM @ 4000 PSI	GX390	HP Pump	\$8,239
18TRV41	5GPM @ 4000 PSI	Vanguard	AR Pump	\$8,875
18TRH43	5GPM @ 4000 PSI	GX630	AR Pump	\$9,149
18TRV45	5.5GPM @ 3500 PSI	Vanguard	HP Pump	\$8,965
18TRH47	5.5GPM @ 3500 PSI	GX630	HP Pump	\$9,235
18TRH49	5.5GPM @ 4000 PSI	GX630	GP Pump	\$9,599
18TRH51	7GPM @ 4000 PSI	GX690	AR Pump	\$9,659
18TRH53	8GPM @ 3500 PSI	GX690	GP Pump	\$9,799

### GAS ENGINE 115V V-BELT DRIVE TRAILER MODELS

(Without Hose)

16T42	5GPM @ 3000 PSI	Vanguard	AR Pump	\$9,399
16T43	5GPM @ 4000 PSI	GX630	AR Pump	\$9,769
16T44	5.5GPM @ 3500 PSI	GX630	HP Pump	\$9,749
16T46	5.5GPM @ 4000 PSI	GX690	GP Pump	\$10,199
16T48	8GPM @ 3000 PSI	GX690	GP Pump	\$10,349

See page 5 for options offering

### AVAILABLE OPTIONS

**KTF200** Float valve kit: **\$89.99**

**KAV001-I** Air blowout valve

winterizing kit: **\$19.99**

**LWS100** Low water shut-down: **\$159.99**

**WATER CANNON, INC**

4044 W. Lake Mary Blvd.104-424 | Lake Mary, FL 32746 -2012

1-800-333-9274 | International: 321-800-5763 | Fax: 1-888-928-9274 | [www.watercannon.com](http://www.watercannon.com)